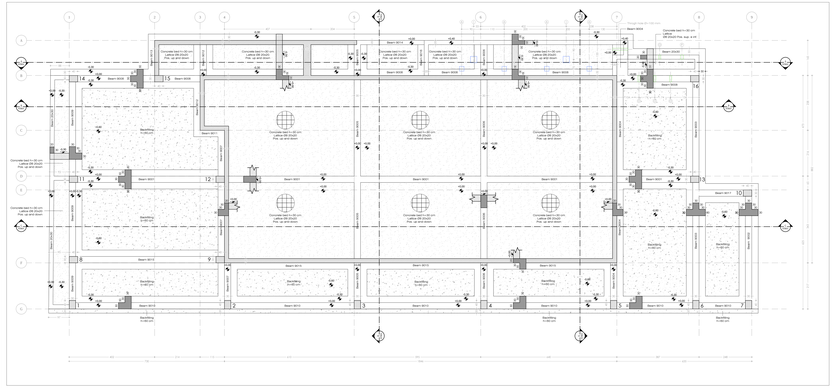

FOUNDATION PLAN H=+0,00 m
Rep. 1:50

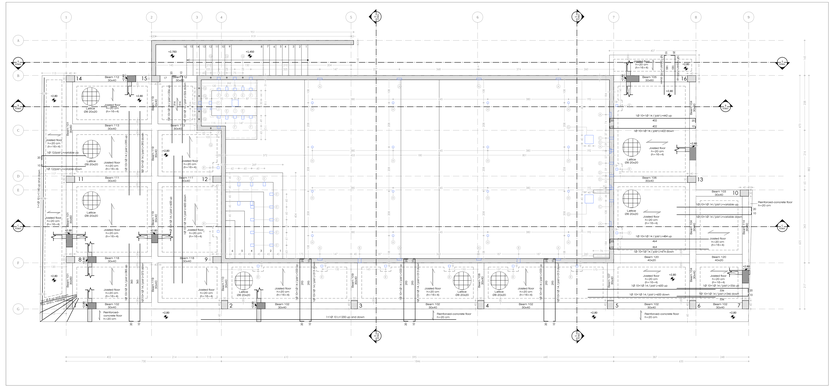

FIRST FLOOR H=+2,80 m
Rep. 1:50

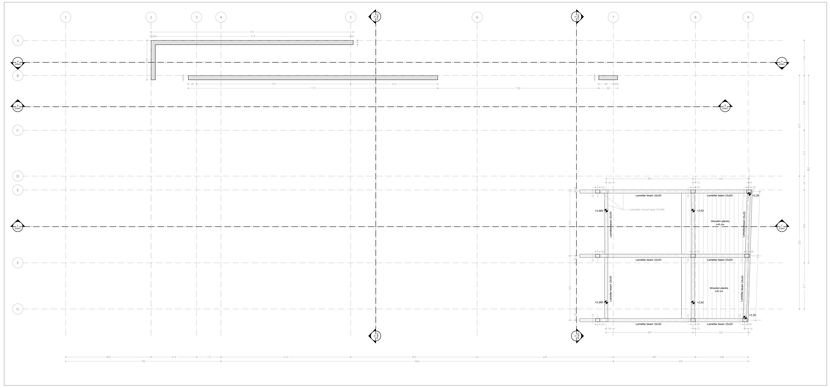

TOP FLOOR H=+2,80 m
Rep. 1:50

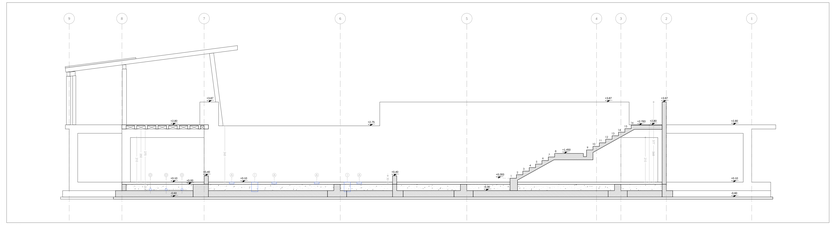

SECTION A-A
Rep. 1:50

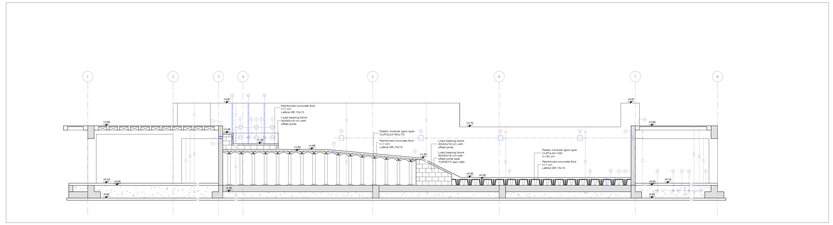

SECTION B-B
Rep. 1:50

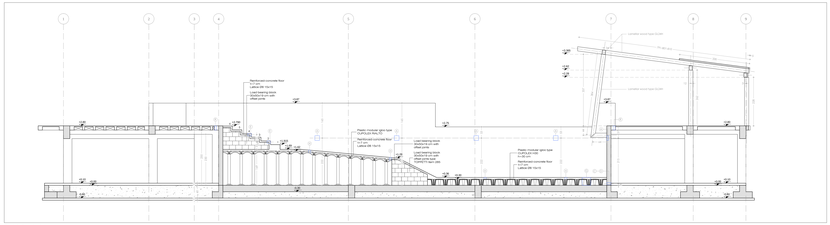

SECTION C-C
Rep. 1:50

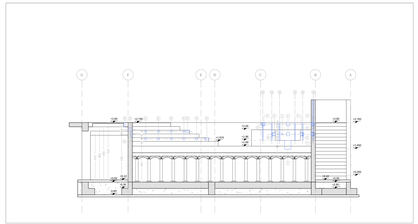

SECTION D-D
Rep. 1:50

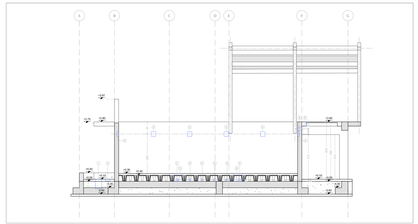

SECTION E-E
Rep. 1:50

## LEGEND SYMBOLS

| Item | Description | Item | Description |
|---|---|---|---|
| A | Underwater light hole D=220x220 mm W=80 mm | K | Hole Ø=150 mm for passaging pumps suction pipes |
| B | Through hole Ø=150 mm vacuum fitting | L | Hole Ø=200 mm for passing overflow pipe tanck compensation |
| C | Hole Ø=100 mm for PVC Ø=90mm rigid tube for main drain | M | Hole Ø=200 mm for passing overflow channel pipe |
| D | Hole Ø=100 mm for flex pipe with anti-crush spiral | N | Hole Ø=100 mm for water supply compensation tank |
| E | Underwater light hole Ø=120mm W=140 mm | O | Hole Ø=100 mm |
| F | Hole for hydromassage nozzle D = 150x150 mm W = 120 mm | P | Hole Ø=150 mm for discharge compensation tank |
| G | Hole for main drain cockpit D = 400x400 mm H=950 mm | Q | Hole Ø=50 mm for Adjustable air intake |
| H | Through hole for bottom inlet fitting DN50 (Ø=2"; 51/60 mm) | R | Through hole D=100x100 mm |
| I | Hole for main drain cockpit D = 300x300 mm | | |
| J | Through hole Ø=80 mm vacuum fitting | | |

- Corner of the bottom of the swimming pool without fittings
- Give the bottom of the pool 3 cm slope to the main drain

NOTE:
Before concrete pouring, its necessary to check on the mechanic and electric canalizations and holes

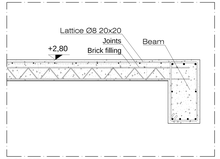


FLOOR DETAIL
Rep. 1:10

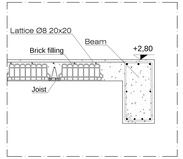


FLOOR DETAIL
Rep. 1:10

ALL RIGHTS MUST BE CHECKED IN THE SITE, UNDER THE RESPONSIBILITY OF THOSE SUPPLIERS WHO HAVE CARRIED OUT THE WORK OF EVERY CHANGE TO THE PROJECT. ALL THE FINISHES SHOULD BE SAMPLED BY THE SUPPLIERS AND APPROVED BY THE DIRECTION OF WORK

Studio Progettazione Impianti Degli Giovani
geometra cadda s.r.l.
Ing. Luigi Zuccaro
Via Cavour, 2 - 09100 Cagliari
Tel. 070 6000 - Fax 070 6000
Ing. Giuseppe Marcar
Via Cavour, 2 - 09100 Cagliari
Tel. 070 6000 - Fax 070 6000
Ing. Giuseppe Mereu
Via Cavour, 2 - 09100 Cagliari
Tel. 070 6000 - Fax 070 6000
Ing. Giuseppe Cadda
Via Cavour, 2 - 09100 Cagliari
Tel. 070 6000 - Fax 070 6000
Arch