
40 177 40 338 30 216 227 30
1 A 8 A 11 A 81 A 14
1Ø14 L=966
Pos.1 3Ø14 L=1212
1Ø14 L=364
Pos.2 1+1Ø12 L=1192(Parete)
1Ø14 L=922
Pos.3 3Ø14 L=1149
1Ø14 L=315
Beam 101
Section A A
Pos.1 Pos.2 Pos.3
60 30
Concrete C30/37
Steel B450C


30 372 328 30 580 30 565 30 537 43 30 357 30 218 30
1 A 0 A 2 A 3 A 4 A 84 A 5 A 6 A 7
1Ø14 L=241
1Ø16 L=1160
1Ø16 L=1117
3Ø14 L=991
2Ø14 L=1173
Pos.1 2Ø16 L=390
3Ø14 L=970
3Ø14 L=340
1Ø14 L=1200
2Ø14 L=163
1Ø14 L=900
1Ø14 L=262
Pos.2 1+1Ø12 L=855(Parete)
1+1Ø12 L=730(Parete)
1+1Ø12 L=375(Parete)
1+1Ø12 L=740(Parete)
1+1Ø12 L=1130(Parete)
1Ø16 L=893
4Ø14 L=649
1Ø14 L=770
2Ø14 L=815
2Ø14 L=1051
Pos.3 1Ø14 L=1026
2Ø14 L=302
2Ø14 L=571
3Ø14 L=664
1Ø14 L=625
Beam 102
Section A A
Pos.1 Pos.2 Pos.3
40 30
Concrete C30/37
Steel B450C


10 228 40
0 A 10
Pos.1 3Ø14 L=326
Pos.2 1+1Ø12 L=372(Parete)
Pos.3 3Ø14 L=319
Beam 103
Section A A
Pos.1 Pos.2 Pos.3
40 30
Concrete C30/37
Steel B450C

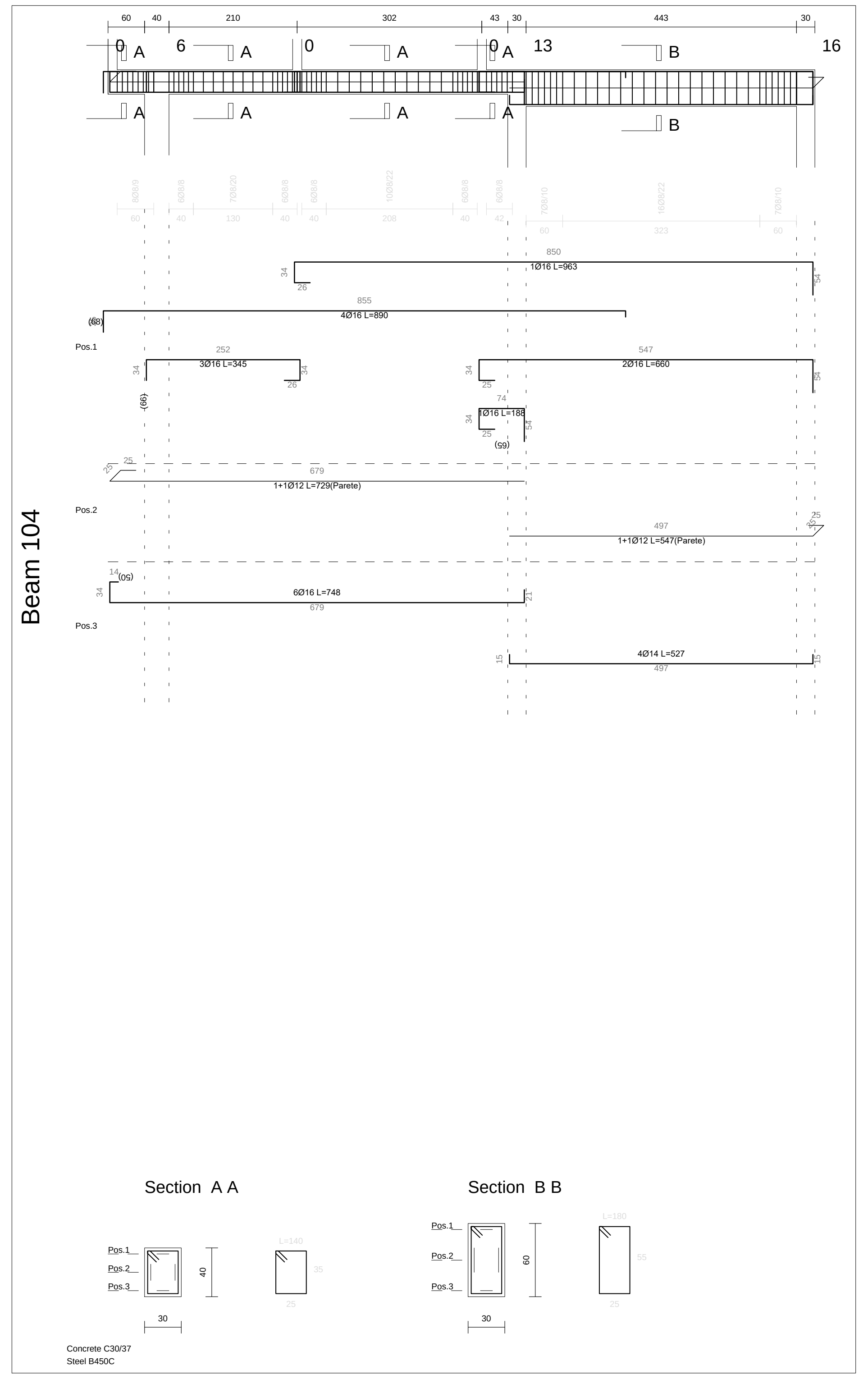
60 40 210 302 43 30 443 30
0 A 6 A 0 A 0 A 13 B 16
1Ø16 L=963
4Ø16 L=890
Pos.1 3Ø16 L=345
2Ø16 L=660
1Ø16 L=188
Pos.2 1+1Ø12 L=729(Parete)
1+1Ø12 L=547(Parete)
6Ø16 L=748
Pos.3
4Ø14 L=527
Beam 104
Section A A
Section B B
Pos.1 Pos.2 Pos.3
40 60 30
Concrete C30/37
Steel B450C


20 327 40
64 A 16
Pos.1 4Ø14 L=501
Pos.2 1+1Ø12 L=481(Parete)
Pos.3 4Ø14 L=435
Beam 105
Section A A
Pos.1 Pos.2 Pos.3
60 30
Concrete C30/37
Steel B450C


20 327 40
77 A 13
Pos.1 3Ø14 L=471
Pos.2 1+1Ø12 L=481(Parete)
Pos.3 3Ø14 L=439
Beam 106
Section A A
Pos.1 Pos.2 Pos.3
40 30
Concrete C30/37
Steel B450C


40 177 20
5 A 76
Pos.1 3Ø14 L=333
Pos.2 1+1Ø12 L=331(Parete)
Pos.3 3Ø14 L=302
Beam 107
Section A A
Pos.1 Pos.2 Pos.3
40 30
Concrete C30/37
Steel B450C


40 177 20
4 A 75
Pos.1 3Ø14 L=333
Pos.2 1+1Ø12 L=331(Parete)
Pos.3 3Ø14 L=302
Beam 108
Section A A
Pos.1 Pos.2 Pos.3
40 30
Concrete C30/37
Steel B450C


40 177 20
3 A 74
Pos.1 3Ø14 L=333
Pos.2 1+1Ø12 L=331(Parete)
Pos.3 3Ø14 L=302
Beam 109
Section A A
Pos.1 Pos.2 Pos.3
40 30
Concrete C30/37
Steel B450C

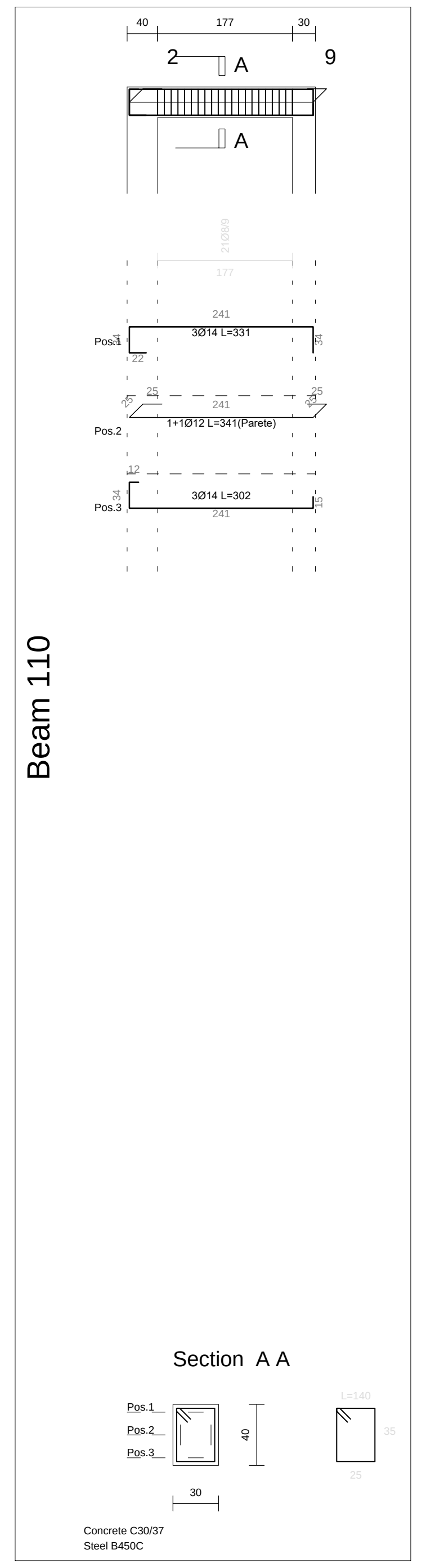
40 177 30
2 A 9
Pos.1 3Ø14 L=331
Pos.2 1+1Ø12 L=341(Parete)
Pos.3 3Ø14 L=302
Beam 110
Section A A
Pos.1 Pos.2 Pos.3
40 30
Concrete C30/37
Steel B450C


40 362 288 40
11 A 0 A 12
3Ø16 L=822
Pos.1 3Ø16 L=269
2Ø16 L=429
4Ø16 L=219
Pos.2 1+1Ø12 L=824(Parete)
Pos.3 5Ø16 L=786
Beam 111
Section A A
Pos.1 Pos.2 Pos.3
40 30
Concrete C30/37
Steel B450C

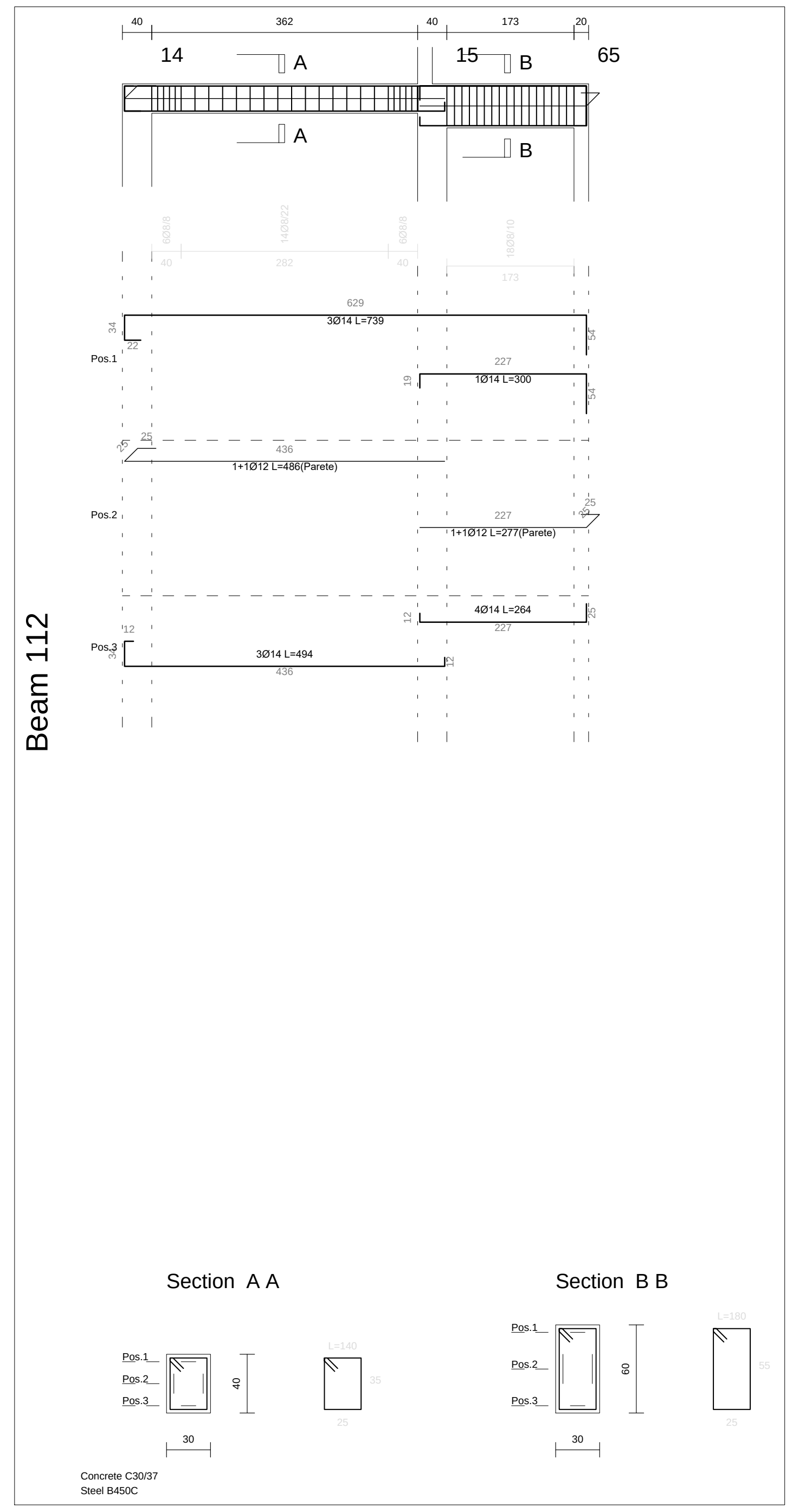
40 362 40 173 20
14 A 15 B 65
Pos.1 3Ø14 L=739
1Ø14 L=300
1+1Ø12 L=486(Parete)
Pos.2 1+1Ø12 L=277(Parete)
4Ø14 L=264
Pos.3 3Ø14 L=494
Beam 112
Section A A
Section B B
Pos.1 Pos.2 Pos.3
40 60 30
Concrete C30/37
Steel B450C

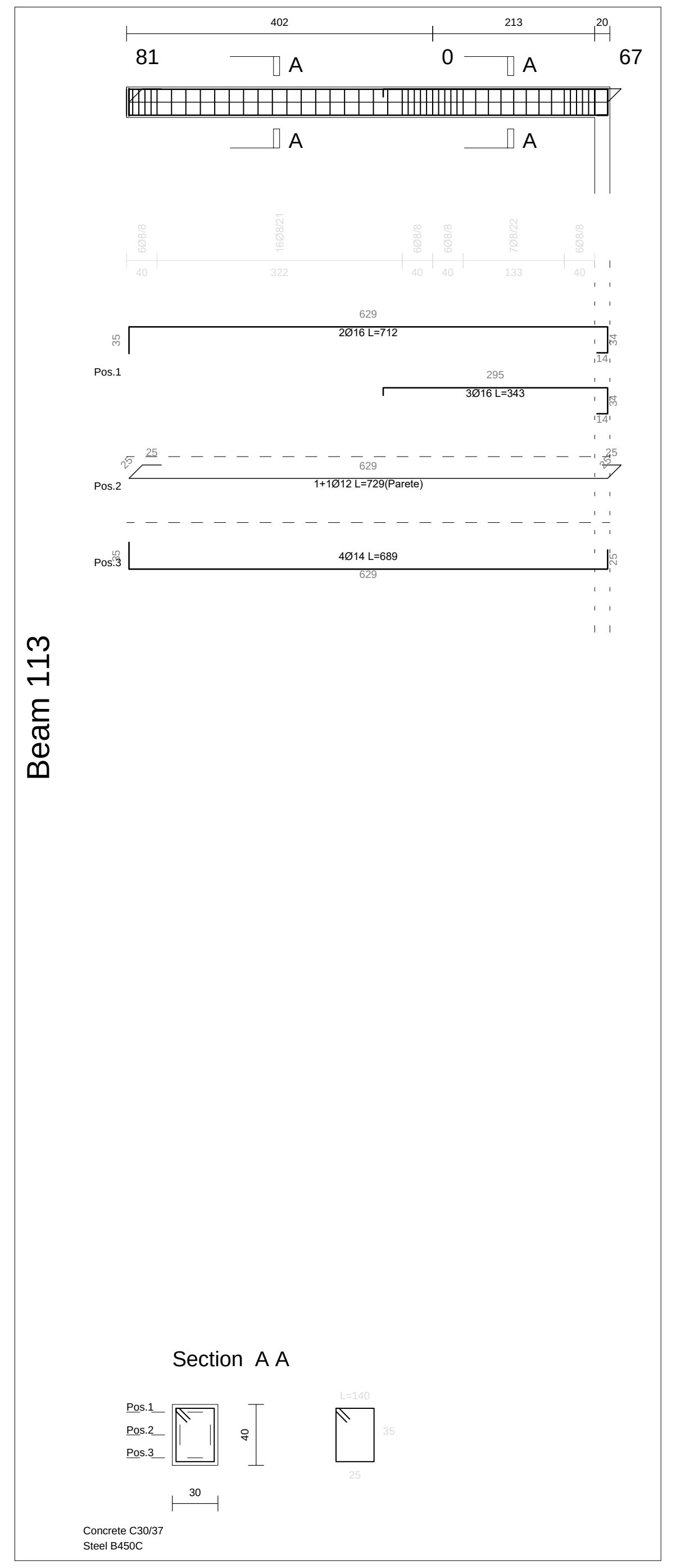
402 213 20
81 A 0 A 67
2Ø16 L=712
Pos.1 3Ø16 L=343
Pos.2 1+1Ø12 L=729(Parete)
Pos.3 4Ø14 L=689
Beam 113
Section A A
Pos.1 Pos.2 Pos.3
40 30
Concrete C30/37
Steel B450C

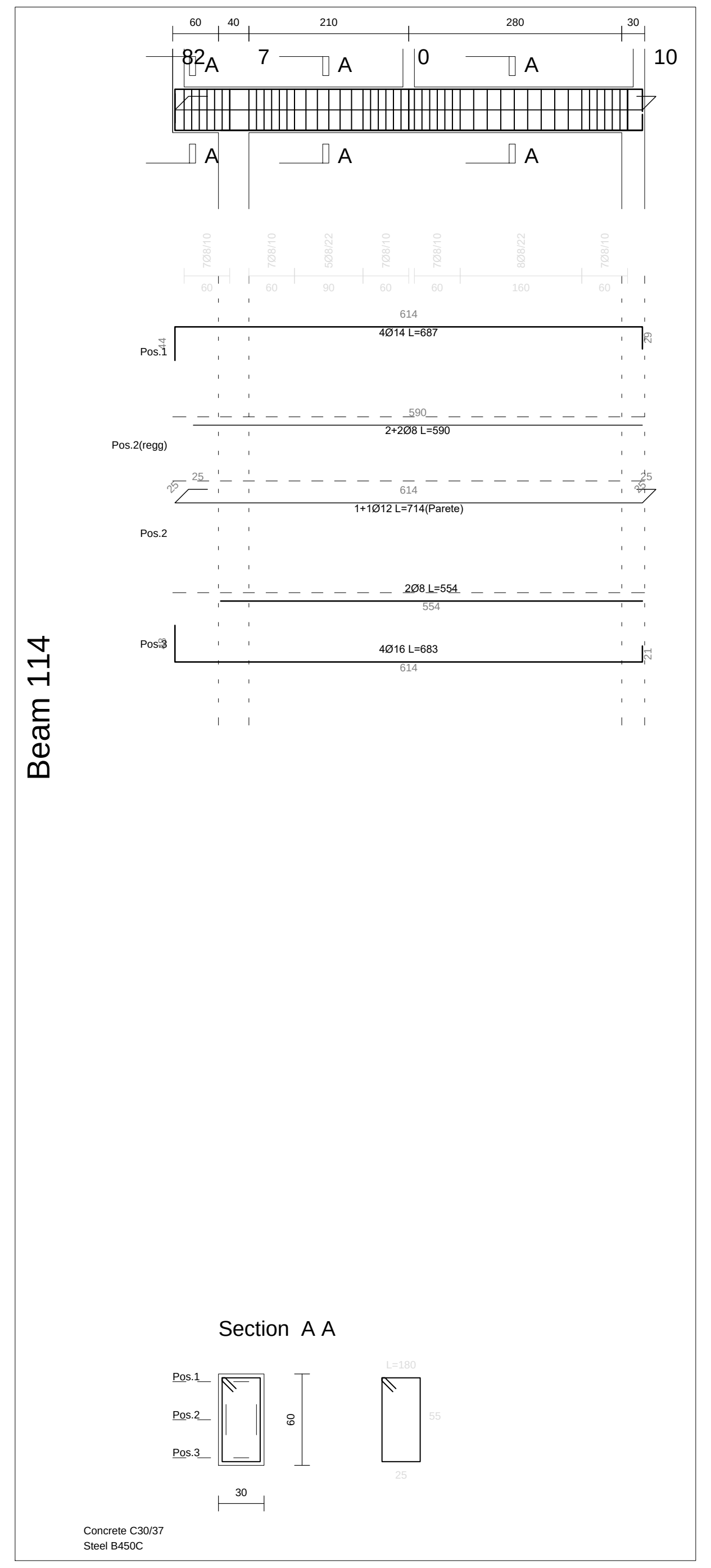
60 40 210 280 30
82 A 7 A 0 A 10
Pos.1 4Ø14 L=687
Pos.2(regg) 2+2Ø8 L=590
Pos.2 1+1Ø12 L=714(Parete)
2Ø8 L=554
Pos.3 4Ø16 L=683
Beam 114
Section A A
Pos.1 Pos.2 Pos.3
60 30
Concrete C30/37
Steel B450C


60 30
86 A 84
2Ø8 L=114
Pos.1 2Ø14 L=114
2Ø8 L=114
Pos.3 2Ø14 L=114
Beam 115
Section A A
Pos.1 Pos.3
20 40
Concrete C30/37
Steel B450C

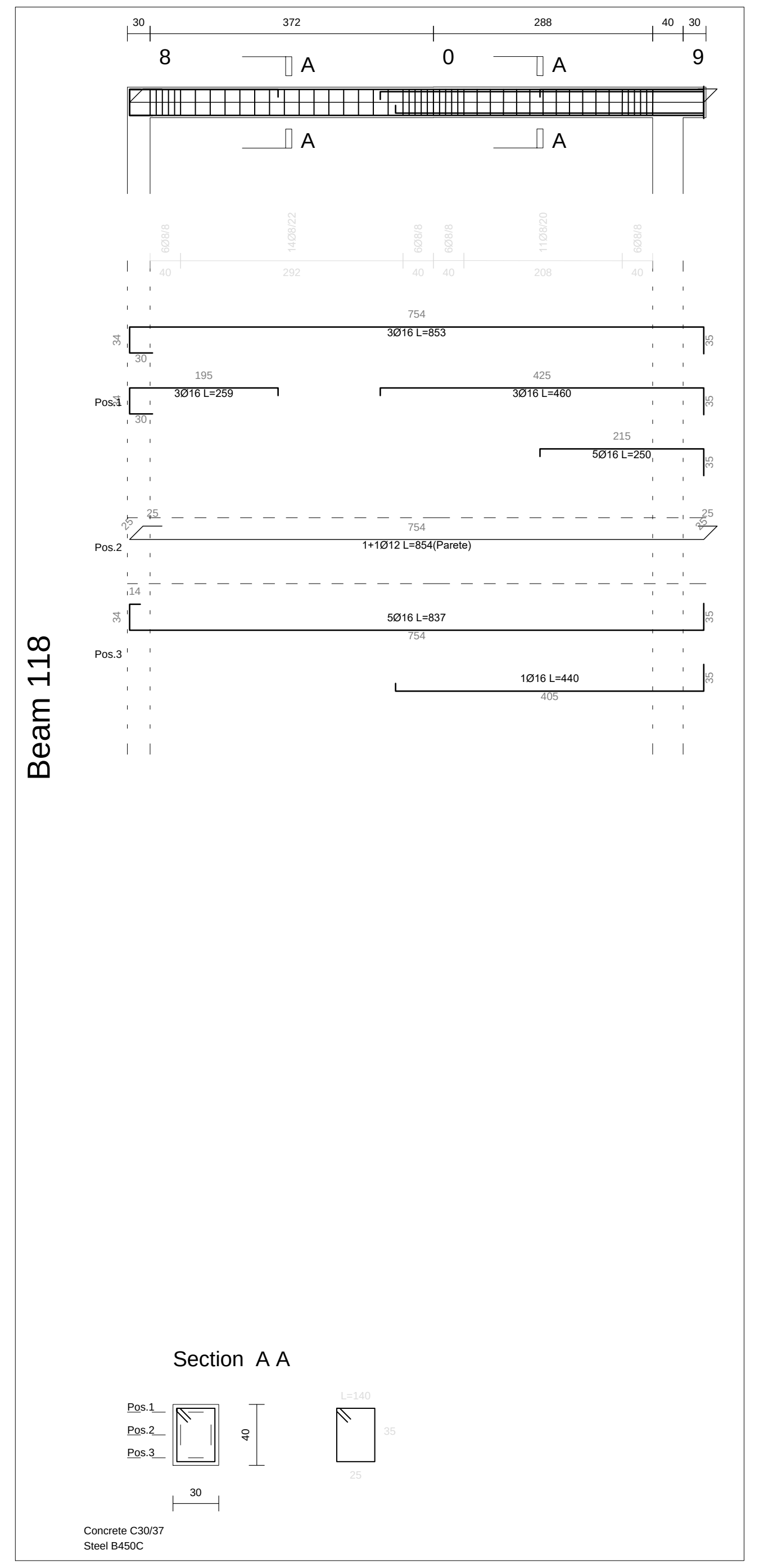
30 372 288 40 30
8 A 0 A 9
3Ø16 L=853
Pos.1 3Ø16 L=259
3Ø16 L=460
5Ø16 L=250
Pos.2 1+1Ø12 L=854(Parete)
5Ø16 L=837
Pos.3 1Ø16 L=440
Beam 118
Section A A
Pos.1 Pos.2 Pos.3
40 30
Concrete C30/37
Steel B450C


217 408 216 227 30
0 A 0 A 0 A 0 A 15
1Ø16 L=1175
Pos.1 2Ø14 L=1161
2Ø14 L=349
Pos.2 1+1Ø12 L=1192(Parete)
1Ø14 L=920
Pos.3 2Ø14 L=1142
1Ø14 L=320
Beam 119
Section A A
Pos.1 Pos.2 Pos.3
40 30
Concrete C30/37
Steel B450C

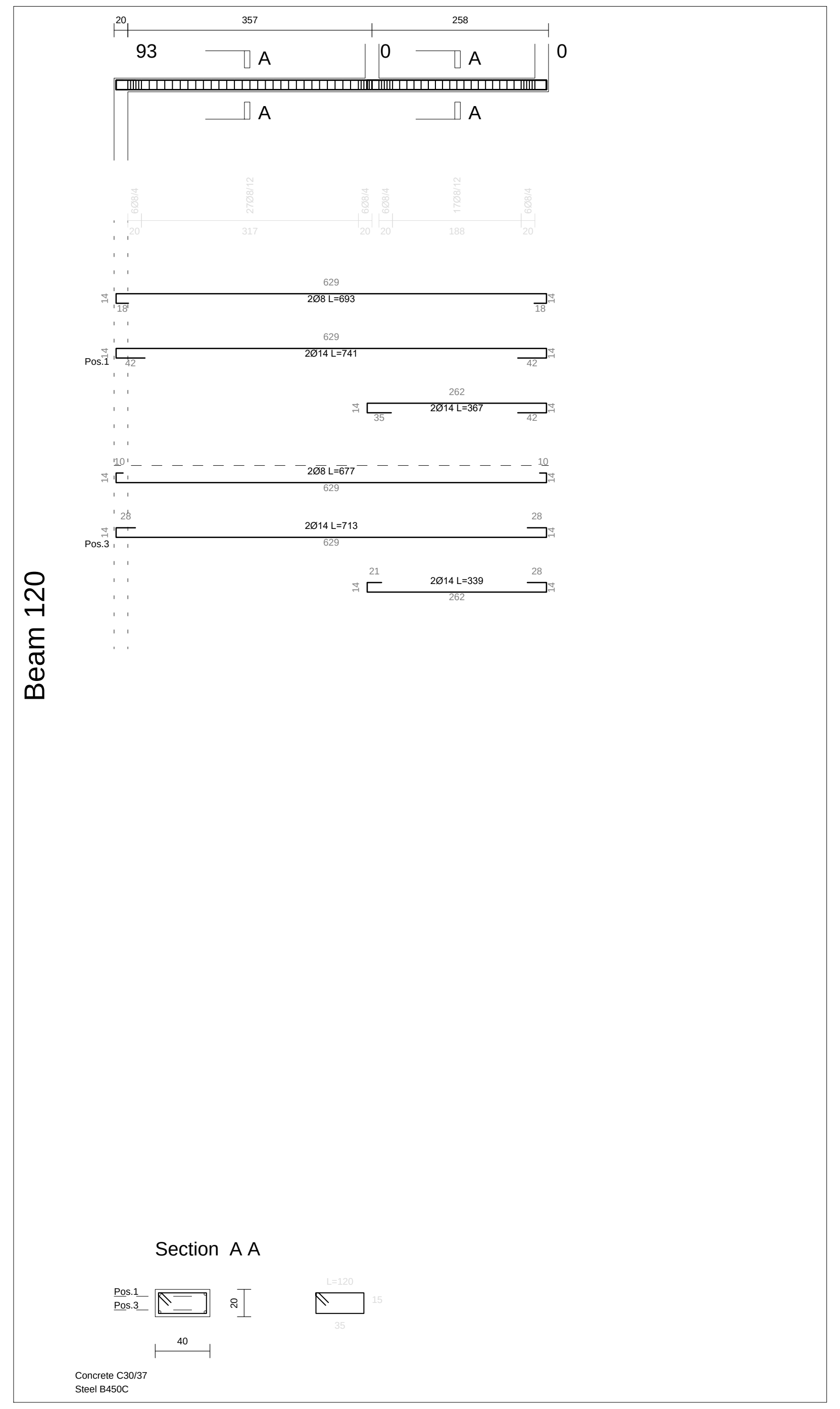
20 357 258
93 A 0 A 0
2Ø8 L=693
Pos.1 2Ø14 L=741
2Ø14 L=367
2Ø8 L=677
Pos.3 2Ø14 L=713
2Ø14 L=339
Beam 120
Section A A
Pos.1 Pos.3
20 40
Concrete C30/37
Steel B450C

ALL QUOTES MUST BE CHECKED IN THE SITE, UNDER THE DIRECT RESPONSIBILITY OF SINGLE SUPPLIERS, NOTING THE DIRECTION OF WORK OF EVERY CHANGE RESPECT TO DESIGNS. ALL FINISHES SHOULD BE SAMPLED BY THE SUPPLIERS, AND EXPRESSLY APPROVED BY THE DIRECTION OF WORK.

Studio Progettazione Impianti
Luigi Giuliani

gmtecnica studio
www.gmtecnica.it

Engineerings:
ing. Luigi Giuliani
geom. Mauro Venanzoni
splg2@libero.it
roma via di vigna fabbri 5, 00179

Structures:
ing. Giampiero Mariani
ing. Francesco Bosco
g.mariani@gmtecnica.it
roma via della cecchignola 136, 00143

Architectural design:
N+S Architetti Associati
arch. Andrea Nini
arch. Luca Scandaletti
a.nini@nsarchitetti.it - mob.+39.392.7378787
milano viale bligny 29, 20136
l.scandaletti@nsarchitetti.it - mob.+39.366.1049403
roma via mario fascetti 90, 00136
www.nsarchitetti.it - c.f. e p.iva 13586451000

N+S ARCHITETTI ASSOCIATI
MILANO & ROMA

client:
ATLANTIS BEACH HOTEL
United Nations Dr. - Monrovia - Liberia

project title:
02.1 NEW POOL

design:
ELEVATION BEAMS

code:
ABH 02.1 E-ST 05

release:
00 18/05/2017

update:
01 06/07/2017

scale:
1:50

drawing:
ST 5 01